








AMR Flag Usage

Flags are the only form of communications between Corner Workers and drivers. As such, the meaning for certain flags may differ between PCA regions, driving clubs, and/or events so do not assume everyone knows AMR's meaning.

	<p>Green Flag – Used only by the Starter on the grid. A DE driver may only enter the track after being signaled by the Starter with the green flag.</p>
	<p>Yellow/Caution Flag: Used to indicate a hazard ahead. Drivers must slow down and proceed with caution – no passing until driver is beyond the incident safely and sees no yellow flag displayed at the next manned flag station. Standing Yellow – Standard for the first two laps for all run groups going out for the first session in the morning; it is also used to indicate incident ahead but track is clear. Waving Yellow – Means exercise extreme caution, as there is an obstruction on the track or off the track in a hazardous location.</p>
	<p>Passing Flag – The blue flag with a yellow diagonal stripe to alert a driver that is holding up traffic and to watch his/her mirrors.</p>
	<p>Black Flag: Open or Furled Black – When pointed at a driver it means something is wrong with the car or the driver has done something unsafe. The driver needs to come to the hot pit or black flag station. This flag is used at the direction of Control. Standing Black – A Standing Black flag at each manned corner station means the session has been stopped due to an incident. All drivers proceed to the hot pit and await direction. Waving Black – This is also used after a red flag to direct drivers to return to the hot pit. Drivers will be directed to restart or enter the paddock as the session is over.</p>
	<p>White Flag – Displayed at the Starter station indicating there is approx. 5 minutes left in the session.</p>
	<p>Red Flag (waving only) – It is Control's call to display the red flag and means a serious obstruction on the track. All drivers must come to a full stop in view of the next manned flag station.</p>
	<p>Checkered Flag – Used only by the Starter to indicate the session is over. All drivers must complete their cool down lap and proceed to the paddock.</p>